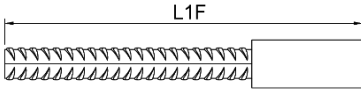


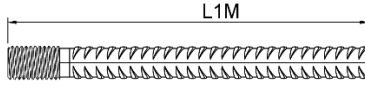
Couplers

Modellen

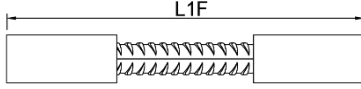
F model



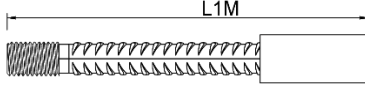
M model



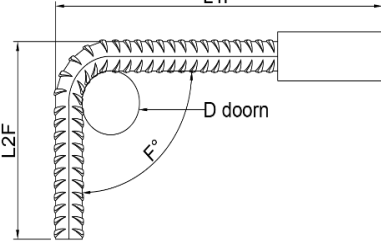
FF model



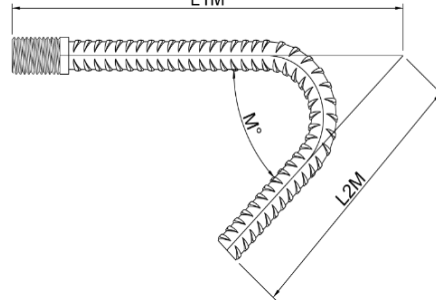
MF model



FP** model

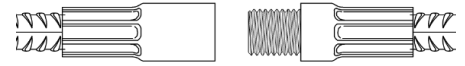


MP** model



Types

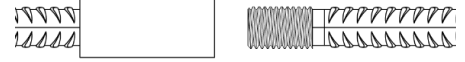
S : Geperst



G : Gesmeed



R* : Gerold



**De couplers worden geplooid op een doorn waarvan de diameters hieronder worden vermeld, volgens Eurocodes 2. Dit resulteert in een minimale lengte L1min en L2min.

Ø staal	Ddoorn	L1 min.	L2 min.
12 mm	60 mm	150 mm	100 mm
14 mm	70 mm	150 mm	100 mm
16 mm	80 mm	150 mm	100 mm
20 mm	150 mm	150 mm	150 mm
25 mm	180 mm	250 mm	300 mm
32 mm	240 mm	275 mm	320 mm
40 mm	280 mm	***	***

Min. lengte voor FF en MF modellen:

- Gesmeed: 45 cm

- Gerold: 35 cm

Verkrijgbaar in even (RP) of oneven (RI) schroefdraad. *Op aanvraag.

Staal Ø (mm)	Model	schroef draad	Type	Vrouw				Man				Hoeveelheid (st)	
				L1F (mm)	L2F (mm)	F°	D	L1M (mm)	L2M (mm)	M°	D		

Building Material Factory SPRL - 4040 Herstal

Versie: V2

Datum: 07/03/2023

Klant:

Project/Werf:

Datum: